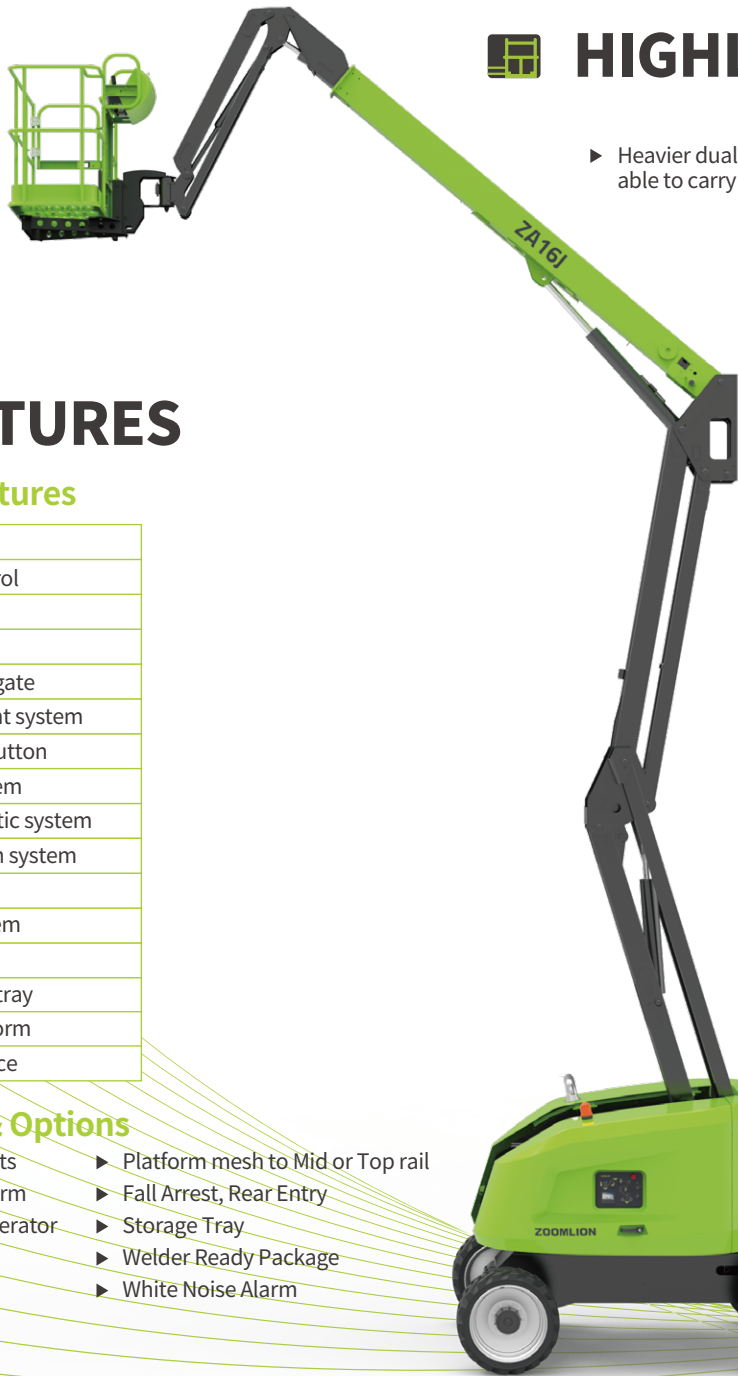


ZOOMLION

ARTICULATING BOOM LIFT

ZA16J

Comply with CE/ANSI/CSA Standard



HIGHLIGHTS

- ▶ Heavier dual platform capacity of 250kg/360kg, able to carry more materials and tools
- ▶ 8m up and over height and outreach of 9.97m for strong obstacle-cross ability
- ▶ 360° continuous turntable rotation for flexible operation
- ▶ Symmetric boom layout with good boom stiffness for stable movement
- ▶ Multi-way valve control, pressure compensation function, smooth and accurate control

FEATURES

Standard Features

Horn
Proportional control
All motion alarm
Flashing beacon
Self-closing entry gate
Emergency descent system
Emergency stop button
Auto-leveling system
On-board diagnostic system
Over tilt protection system
Oscillating axle
Load sensing system
4.3' LED display
Swing-out engine tray
1.83×0.76m platform
Anti-crushing device

Accessories & Options

- ▶ Platform work lights
- ▶ AC power to platform
- ▶ 3kw Hydraulic generator
- ▶ GPS
- ▶ Non-marking tire
- ▶ Platform mesh to Mid or Top rail
- ▶ Fall Arrest, Rear Entry
- ▶ Storage Tray
- ▶ Welder Ready Package
- ▶ White Noise Alarm

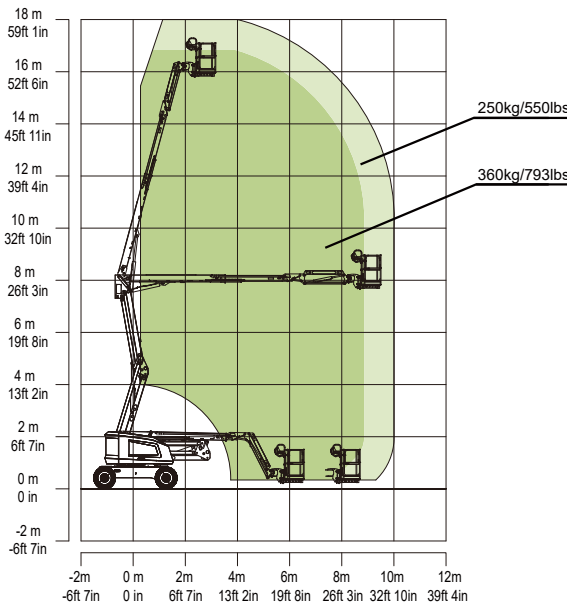
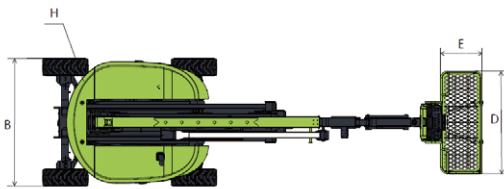
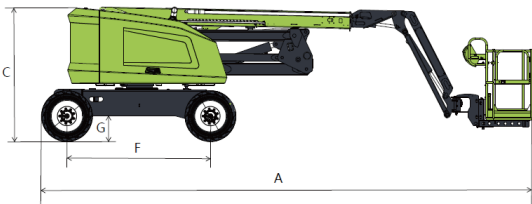
ACCESS WITH ZOOMLION GREEN

Phone: 0086(731)-88353680 0086(731)-88250971
E-mail: awp@zoomlion.com

Add: 701 Xutong Nan Lu, Xiangjiang New District, Changsha Hunan, China
Web: www.zoomlion-access.com

ZOOMLION

Model	ZA16J	
	Imperial	Metric
Size		
Work Height	59ft 1in	18m
Platform Height	52ft 6in	16m
Horizontal Outreach	32ft 9in	9.97m
Up and Over Height	26ft 3in	8m
A - Stowed Length	26ft 1in	7.95m
B - Stowed Width	7ft 6in	2.27m
C - Stowed Height	7ft 4in	2.23m
D - Platform Length	6ft	1.83m
E - Platform Width	2ft 6in	0.76m
F - Wheelbase	7ft 9in	2.36m
G - Ground Clearance	1ft 5in	0.42m
Performance		
Platform Capacity	550lbs/793lbs	250 kg/360 kg
Drive Speed	3.73mph	6km/h
Gradeability	45%(24°)	45%(24°)
Axles Oscillation	4in	0.1m
Turning Radius (Inside)	6ft 10in	2.06m
Turning Radius (Outside)	15ft 9in	4.78m
Turntable Swing	360°continuous	
Platform Rotation	±90°	
H-Tail Swing	0m	
Max. Working Slope	5°	
Max. Wind Speed	28mph	12.5m/s
Power		
Diesel Engine	Kubota V2403	
Fuel Tank Capacity	39 (gal)	150L
Auxiliary Power	12V	
Control Voltage	12V	
Hydraulic System Capacity	29(gal)	110L
Hydraulic Tank Capacity	21 (gal)	80L
Tire		
Type	Foam-filled tire	
Weight		
Gross	18849lb	8550kg



Range of Motion ZA16J

ZOOMLION ACCESS reserves the right to make specification and/or equipment changes without prior notification.
Product specifications are updated to May, 2025.